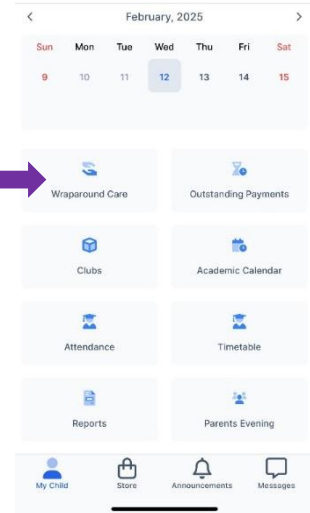


## How to Book Wraparound Care via the MCAS App

Booking after-school or breakfast club sessions has never been easier! Just follow these simple steps to secure your child's place in wraparound care.

### Step 1: Open the My Child at School App

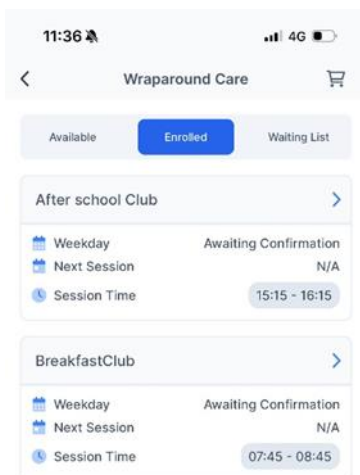
Start by opening the **My Child at School** app on your phone. Once you're logged in, you should see your home screen as shown to the left



### Step 2: Find the Wraparound Care Section

Look for the **Wraparound Care** button on your home screen. It should be located near a purple arrow icon.

**Tip:** If you don't see *Breakfast or Afterschool Club* in the available section, select "Enrolled".



---

### Step 3: Select Your Preferred Service

You'll now see a list of wraparound care services. Choose between: ✓ **Afterschool Club** ✓ **Breakfast Club**

For **Afterschool Club**, tap on the section and scroll down to find the booking options.

---

### Step 4: Choose Your Booking Option

Decide how long you'd like to book:

- **Option A:** 2 hours (3:15 PM - 5:15 PM)
- **Option B:** 1 hour (3:15 PM - 4:15 PM)

To book, simply select the days you need from the calendar. The date will turn green with a "2" for a two-hour session or a "1" for a one-hour session.

2.

The screenshot shows the booking interface for the Afterschool Club. At the top, there are two options: 'A - 2 hours 4:15-5:15 (2)' for £9.00 and 'B - 1 hour 3:15-4:15 (1)' for £4.50. Below this is a calendar for February 2025. The calendar shows dates from 26 to 8. The 12th, 13th, and 14th are highlighted with blue boxes and contain the number '2', indicating a two-hour booking. The 15th, 16th, 17th, 18th, 19th, 20th, 21st, 22nd, 23rd, 24th, 25th, 26th, 27th, 28th, and 29th are highlighted with blue boxes and contain the number '1', indicating a one-hour booking. A 'Proceed' button is visible at the bottom of the calendar view.

1. Club Options

- A - 2 hours 4:15-5:15 (2) £9.00
- B - 1 hour 3:15-4:15 (1) £4.50

Choose your club days

< February, 2025 >

Sun	Mon	Tue	Wed	Thu	Fri	Sat
26	27	28	29	30	31	1
2	3	4	5	6	7	8
9	10	11	12	13	14	15
16	17	18	19	20	21	22
23	24	25	26	27	28	1
2	3	4	5	6	7	8

Proceed

2 hours booking

1 hour booking

### Step 5: Confirm Your Booking

Once you're happy with your selections, tap **“Proceed”** at the bottom of the screen.

A pop-up message will appear—select **“Top Up”** to continue.

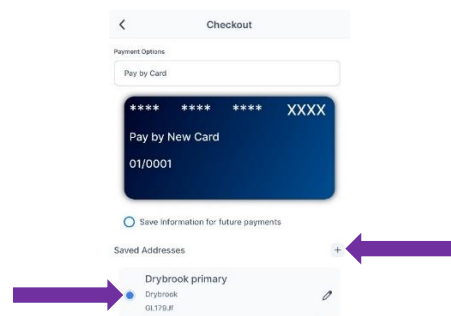


---

### Step 6: Add Your Payment Details

You'll now be directed to the payment section.

- If you haven't added an address yet, tap the **“+”** button next to **“Saved Address”** and enter your details.




- Once saved, tick the box next to your address to select it.
- Check the total amount at the bottom of the screen and press **“Next”**.



---

### Step 7: Complete Your Payment

Enter your card details, double-check everything is correct, and finalize your payment.

 *That's it! Your wraparound care booking is complete!*

---

✦ **Need Help?** If you run into any issues, reach out to your school Office, just send an email to [admin@drybrookschoo1.co.uk](mailto:admin@drybrookschoo1.co.uk) for assistance.